

LPS-S-532/25-150mJ

HIGH ENERGY LAMP PUMPED SOLID STATE Q-SWITCHED LASER

High energy lamp pumped solid state Q-switched laser at 532nm has the features of high single pulse energy, short pulse duration, and high peak power, which is widely used in scientific research and so on.


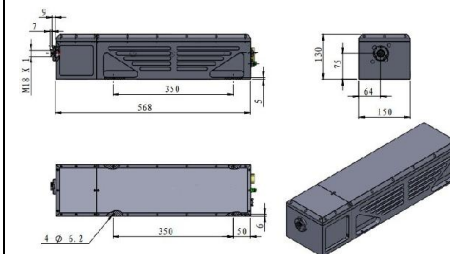




SPECIFICATIONS

Wavelength (nm)	532±1			
Operating mode	Q-switched: EOM (Electro-optic modulation)			
Single pulse energy (mJ)	25	50	100	150
Pulse duration (ns)	<10	<10	<8	<8
Rep. rate (Hz)	1~10 (adjustable)			
Energy stability	≤5%			
Warm-up time (minutes)	<15			
Beam divergence, full angle (mrad)	~1.0	~1.0	~1.0	~1.0
Beam diameter (mm)	<5	<5	6	7
Beam height from base plate (mm)	75			
Cooled method	Water Cooled			
Operating temperature (°C)	20~30			
Power supply (220/110VAC)	PSU-LPS-S(3U)			
Expected lifetime (pulses)	10 ⁷ ~10 ⁸			
Warranty period	1 year			
Available Options	Higher Repetition Rates:<20Hz, Jitter :~1ns (Sdev)			



If you have any further requirement about the specification, please contact CNI sales.

LPS-S-532		PSU-LPS-S (3U)	Water chiller
			
584 (L) ×150(W) ×120(H) mm ³ , 15kg		480 (L) ×450(W) ×150(H) mm ³ , 15kg Rep. Rate and Volage can be adjusted by touch screen	330(L) ×450(W) ×600(H) mm ³ , 41 kg