

### MPL-III-660/1~2uJ/1-5mW

### LD PUMPED ALL-SOLID-STATE Q-SWITCHED LASER AT 660 nm


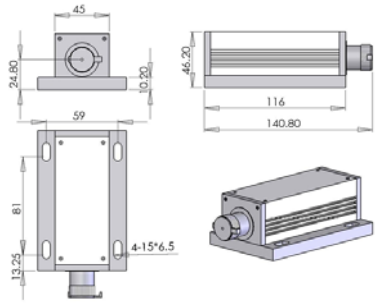

All solid state Q-switched laser at 660 nm has the features of high peak power, high repetition rate, and short pulse duration, which is widely used in medical, scientific research, industry, etc.



#### SPECIFICATIONS

Wavelength (nm)		660±1
Operating mode		Q-switched pulsed laser
Single pulse energy (μJ)		1~2
Pulse duration (ns)		~15
Peak power (W)		~100
Rep. rate (kHz)	Controllable	Specified One rep. rate, such as 1k, 2kHz, with stable laser pulses emitting (stable pulse energy, peak, duration and period). Different rep. rate in the range of 1Hz-2kHz can be obtained by input an external TTL signal.
	Uncontrollable	Undefined rep. rate among 2k-3kHz and unstable laser pulse emitting. Suitable for the applications only needing high peak power pulses.
Average power (mW)		Average power (mW) = Single pulse energy (μJ) * Rep. rate (kHz)
Ave power stability (over 4 hours)		<1%, <3%, <5%
Transverse mode		TEM <sub>00</sub>
Warm-up time (minutes)		<10
M <sup>2</sup> factor		<1.2
Beam divergence, full angle (mrad)		<1.5
Beam diameter at 1/e <sup>2</sup> (mm)		~1.2
Beam height from base plate (mm)		24.8
Operating temperature (°C)		10~35
Power supply (90-264VAC)		PSU-III-FDA
Expected lifetime (hours)		10000
Warranty period		1 year



MxL-III-660	Dimensions	PSU-III-FDA	Dimensions
 <p>140.8(L)×73(W)×46.2(H) mm<sup>3</sup>, 0.6kg</p>		 <p>133 (L) ×130(W) ×65 (H) mm<sup>3</sup>, 1.2kg</p>	