

MRL-III -680 /1~1000mW

RED DIODE LASER At 680nm





Diode red laser 680nm is made features of ultra compact, long lifetime, low cost and easy operating, which is widely used in measurement, spectrum analysis, laser lighting show, etc.



SPECIFICATIONS

Wavelength (nm)	680 ± 5		
Output power (mW)	>1, 10, 30, ..., 1000		
Transverse mode	Multimode		
Operating mode	CW		
Power stability (rms, over 4 hours)	<1%, <3%, <5%		
Warm-up time (minutes)	<5		
M ² factor	<20		
Beam divergence, full angle (mrad)	<3.0		
Dimensions of beam at the aperture (mm)	~5×8		
Beam height from base plate (mm)	24.8		
Polarization ratio	>50:1		
Operating temperature (°C)	10~35		
Power supply (90-264VAC or 5VDC)	PSU-III-LED	PSU-III-FDA	PSU-III-OEM
Modulation option	TTL/Analog 1Hz-5KHz, 1Hz-10KHz, 1Hz-30KHz, and TTL on/off		
Expected lifetime (hours)	10000		
Warranty	1 year		



MxL-III -680	PSU-III-LED	PSU-III-FDA	PSU-III-OEM
			
136(L)×73(W)×46.2(H) mm ³ , 0.6kg	153 (L) ×155(W) ×92 (H) mm ³ , 1.5kg	133 (L) ×130(W) ×65 (H) mm ³ , 1.2kg	100 (L) ×62(W) ×56 (H) mm ³ , 0.2kg
