

MRL-W-660/1000~2000mW

SPECIFICATIONS




LD PUMPED ALL-SOLID-STATE RED LASER AT 660 nm

All solid state 660 nm red laser is made features of ultra compact, long lifetime, low cost and easy operating, which is widely used in measurement, spectrum analysis, laser lighting show, etc.



Wavelength (nm)	660±2	
Output power (mW)	>1000, 1100, 1200, ..., 2000	
Transverse mode	Near TEM ₀₀	
Operating mode	CW	
Power stability (rms, over 4 hours)	<3%, <5%, <10%	
Warm-up time (minutes)	<10	
M ² factor	<2.5	
Beam divergence, full angle (mrad)	3.0~6.0	
Beam diameter at the aperture (mm)	~4.0	
Beam height from base plate (mm)	93.5	
Polarization ratio	>100:1	
Operating temperature (°C)	10~35	
Power supply (90-264VAC)	PSU-W-LED	PSU-W-FDA
Modulation option	TTL on/off, 1Hz-1KHz, 1KHz-10KHz, 10KHz-30KHz; and Analog modulation option	
Expected lifetime (hours)	10000	
Warranty period	1 year	



MxL-W-660	PSU-W-LED	PSU-W-FDA
 <p>333(L)×140(W)×125(H) mm³, 6.1 kg</p>	 <p>300 (L) ×162(W) ×134(H) mm³, 5.2 kg</p>	 <p>307 (L) ×168(W) ×123(H) mm³, 5.1 kg</p>
